

RADIOGRAPHY PROGRAM

Associate of Applied Science Degree

Producing Medical X-ray Images

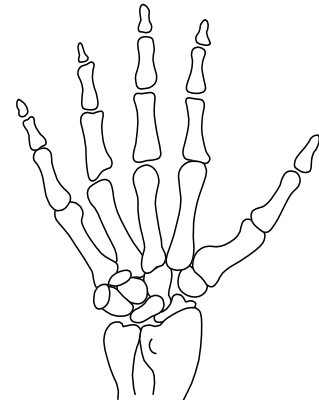
The Profession and Program

at College of DuPage

www.cod.edu/radiography

Application Deadline:

March 1, 2021 at 5 pm



Note: Please see specific program registration or admission packets for detailed information on when to begin completing health requirements, drug tests, CPR, criminal background checks and proof of insurance submission. Timing varies depending upon either entrance to or participation in the clinical component of a given program. Funds paid to Edward Corporate Health or to a personal health care provider/ source, Criminal Background.com (soon to be Castle Branch) insurance companies, and funds used towards CPR completion are not eligible for any sort of refund from College of DuPage if the required course(s) are not successfully completed.

Note: Students are not accepted into this program until they receive an official acceptance letter from the Nursing & Health Sciences Division office.

COLLEGE OF DUPAGE
Nursing & Health Sciences Division
425 Fawell Blvd
Glen Ellyn, IL 60137-6599
(630) 942-8331
FAX (630) 942-4222
www.cod.edu

Dear Applicant:

Thank you for your interest in the Diagnostic Medical Imaging – Radiography program at College of DuPage. This packet of information has been developed to provide you with a complete overview of our program, including the process for admission.

Although the program is considered a two-year associate degree program, it is highly recommended that students follow the recommended course sequence listed on in this packet.

We have made every effort to make the information in this packet complete; however, should you have further questions, please contact any of the program faculty members listed below:

Shelli Thacker, DMIR Program Coordinator
thacker@cod.edu
(630) 942-2434

Dr. Jeff Papp, DMIR Admissions Chair
pappje@cod.edu
(630) 942-2074

Sue Dumford, DMIR Clinical Coordinator
dumfords@cod.edu
(630) 942-2349

Sincerely,

Shelli Thacker, MS, RT(R)
Program Coordinator/ Assistant Professor
Diagnostic Medical Imaging – Radiography

Radiologic Technology

Radiologic Technology is a general term for a number of allied health professions that use different types of energy to produce diagnostic images and to treat diseases (i.e., Radiography, Nuclear Medicine and Radiation Therapy). The initial program at College of DuPage is in Radiography. Radiographers (formerly called X-ray technologists) are mainly responsible for taking images and assisting the radiologist. A radiologist is a physician with special training in interpreting (reading) radiographic images.

The radiographer's duties can be divided into two broad categories: positioning and technical factors. Positioning involves the correct placement of the patient, the part to be X-rayed, the X-ray tube and the image receptor in order to demonstrate the desired anatomy. Each body area has a number of positions; the hand, for example, has three. The radiographer must know all the positions for all the body parts and how and when to change them for different patients and conditions.

The radiographers must also know how to adjust the technical factors of the X-ray machine. For each different position, they must be able to adjust the amount and strength of the X-rays and the length of the exposure time. They must take into account the patient condition, the radiologist's preferences and proper radiation protection when adjusting these factors.

The actual work in radiography is made up of equal parts of physical and mental activity. **The radiographer must be mentally alert and able to function under stressful situations**, such as surgery and in the emergency room. They must be able to follow the radiologist's instructions and be able to work with the sick and injured and treat them with respect and compassion. The radiographer must be emotionally stable, in good health, and be physically able to move the equipment and assist in moving patients.

Other duties of the radiographer include short-term patient care (they are usually involved with a patient for 45 minutes or less), taking patient histories, image development and checking each image for proper quality. Depending on the size of the department or the time they work, radiographers may also be involved with patient scheduling, image filing and patient transport. All radiographers are taught the basic skills in these areas.

Radiographers do not work solely in the Radiology Department. They are routinely needed in surgery, intensive care, cardiac care, the isolation unit, the nursery, the emergency room and the patients' rooms. Most work outside the department is done with a mobile X-ray machine, which can be found in every hospital imaging department.

Every area of the body, and most major organs, can be imaged. The most common radiographic exam is the chest. However, every day each department performs a number of exams to see the stomach (an upper gastrointestinal series), large intestine (barium enema), gall bladder, kidneys (I.V.P.), skull, spine, and the upper and lower extremities. These areas are imaged to find new diseases, to check the progress of a treatment, to investigate injuries (trauma) and sometimes to locate foreign objects in the body.

Employment opportunities can be found in clinics, hospitals, and physician offices. Since nearly all hospital departments must be open 24 hours a day, every day, a number of work shifts are available on a full-time and part-time basis. Salaries vary somewhat depending on the workplace. Radiography program graduates report starting between \$37,500 and \$42,000 per year. There are also opportunities in sales and research, but they are not common. Applicants should be aware that **graduation from the program does not guarantee employment**. However, graduates who are flexible usually find employment in a variety of settings.

A radiographer may choose from a number of career paths. The greatest number of employment opportunities is for staff radiographers – persons performing a wide range of examinations. Within the field, there are specialty areas that some individuals may be interested in pursuing after gaining a few years' experience as a staff radiographer. These include interventional radiography (imaging blood vessels), computed tomography (CT), Mammography, Magnetic Resonance Imaging (MRI), clinical instruction, and sales. Additional opportunities exist in teaching directing a Radiography program or managing a department. These last three areas are best-attained by having experience as a staff radiographer with additional education.

Program graduates may choose to move on to a field that is related to radiography. Other possibilities include College of DuPage currently offers CT, MRI, Mammography, Nuclear Medicine Radiation Therapy and Sonography as advanced certificate programs.

For further information on the profession or other imaging modalities, visit the following websites:

- **American Registry of Radiologic Technologists - www.arrt.org**
- **American Society of Radiologic Technologists - www.asrt.org**
- **Association of Collegiate Educators in Radiologic Technology - www.acert.org**
- **Illinois State Society of Radiologic Technologists – <http://members.issrt.org/>**
- **Joint Review Commission on Education in Radiologic Technology - www.jrcert.org**

DIAGNOSTIC MEDICAL IMAGING RADIOGRAPHY PROGRAM

Mission Statement

The primary purpose of the Radiography program is to educate students with didactic, laboratory and clinical experience in preparation for the administration of ionizing radiation to humans for diagnostic purposes. Program policies and procedures have been designed to meet or exceed those established by the Joint Committee on Education in Radiography (www.JRCERT.org). The graduate will demonstrate competency to meet state licensure, and/or certification requirements defined by law for whole body radiography, deliver compassionate patient care and function as an integral member of a health care team with competence and confidence.

Program Goals and Outcomes

Goal #1: Students will demonstrate clinical competence.

Outcomes:

- Students will position patients with accuracy
- Students will select appropriate technical factors
- Students will apply principles of radiation protection

Goal #2: Students will demonstrate critical thinking skills.

Outcomes:

- Students will demonstrate competency in image evaluation
- Students will apply knowledge and skills to practical situations
- Students will perform non-routine procedures

Goal #3: Students will demonstrate professional and ethical behavior.

Outcomes:

- Students will demonstrate professional behavior
- Students will demonstrate ethical behavior

Goal #4: Students will communicate effectively.

Outcomes:

- Students will demonstrate written communication skills
 - Students will demonstrate oral presentation skills
 - Students will effectively communicate in the healthcare environment
- Program effectiveness.

ESSENTIAL FUNCTIONS FOR RADIOGRAPHY STUDENTS

- Receiving an AAS Degree in Diagnostic Medical Imaging Radiography from College of DuPage signifies that the holder has been educated to competently practice in all Radiography department settings and eligible to apply for licensure in the State of Illinois.
- The DMIR Program requires students to engage in diverse, complex, and specific experiences essential to the acquisition and practice of essential healthcare practitioner skills and functions. These functions are necessary to ensure the health and safety (including radiation safety) of patients, fellow students, faculty, and other healthcare providers.
- The essential functions necessary to acquire or demonstrate competence in Radiography are vital for successful admission and continuance in the Radiography Program in addition to the standards of behavior and academic conduct set forth in the College of DuPage Code of Student Conduct, Health Science Programs POLICY FOR PROFESSIONAL CONDUCT, and Radiography Program Design, include, but are not limited to, the following functions, skills, competencies, abilities, and behaviors:

Motor Capability:

- Move from room to room, and maneuver in small spaces
- Squat, crawl, bend/stoop, reach above shoulder level, use standing balance, and climb stairs
- Lift and carry up to 50 lbs., and exert up to 100 lbs. force or push/pull
- Use hands repetitively; use manual dexterity; sufficient fine motor function
- Must be able to walk and stand for extended periods of time
- Perform CPR
- Travel to and from academic and clinical sites

Sensory Capability:

- Coordinate verbal and manual instruction
- Auditory ability sufficient to hear verbal communication from clients and members of the health team; includes ability to respond to emergency signals
- Discern soft sounds, such as those associated with taking a blood pressure
- Visual acuity to acquire information from documents such as charts
- Comfortable working in close physical proximity to patient

Communication Ability:

- Communicate effectively in English with patients, families, and other health care providers, both verbally and in writing
- Effectively adapt communication for intended audience
- Interact; establish rapport with individuals, families, and groups from a variety of social, emotional, cultural and intellectual backgrounds
- Assume the role of a health care team member
- Function effectively under supervision
- Sufficient command of the English language in order to read and retrieve information from lectures, textbooks, as well as understand medical terminology
- Skills include computer literacy

Problem Solving Ability:

- Function effectively under stress
- Respond appropriately to emergencies
- Adhere to infection control procedures
- Demonstrate problem-solving skills in patient care. (Measure, calculate, reason, prioritize, and synthesize data.)
- Use sound judgment and safety precautions
- Address problems or questions to the appropriate persons at the appropriate time
- Organize and prioritize job tasks

Behavioral Skills & Professionalism:

- Follow policies and procedures required by academic and clinical settings
- Adhere to College of DuPage Academic Honesty Policy (per College Catalog)
- Adhere to College of DuPage Code of Conduct (per College Catalog)
- Abides by the guidelines set forth in the Health Insurance Portability and Accountability Act (i.e. the National privacy act)
- Demonstrate cooperation with all instructors and members of the health care team

If, after determining through the Office of Access and Accommodations a student is unable to complete the essential functions as described with or without accommodations, the DMIR Admission Committee has the right to deny admission to any applicant. Students who feel they have been discriminated against by basis of disability should refer to the Student Complaint Process housed at: <https://cod.edu/dean-of-students/student-complaint-process.aspx>.

The Program

The College of DuPage Diagnostic Medical Imaging – Radiography program provides a complete scholastic and clinical education for a career in Radiography (X-ray Technology). It provides core courses in all entry-level skills, elective courses in Radiography and general education requirements that support the program and contribute to personal development. The program is approximately 24 months long and begins the summer semester. Students enrolled in the program attend **full-time** Mondays to Fridays, beginning with summer semester, during the day; however, general education courses may be taken in advance, part-time or full-time and are also offered during the evening and weekends.

The program is fully accredited by the Joint Review Committee on Education in Radiologic Technology (JRCERT), 20 N. Wacker Drive, Suite 2850, Chicago, IL 60606-3182, www.jrcert.org. Upon completion of the program, the students are eligible to take the American Registry of Radiologic Technologists (ARRT) national certification examination. Upon passing the examination, the student will be certified in all states. Students must also be licensed in some states, including Illinois.

The College of DuPage Radiography program, admits approximately 40 students per year. The program has 11 affiliate hospitals ranging over a large geographical area. The college facilities include a laboratory with energized x-ray rooms (CR & DR), mobile radiography unit, c-arm fluoroscopy unit, a darkroom, various image files, and numerous radiographic phantoms and anatomical models.

Students attend classes at the college and receive clinical experience at an affiliated hospital. Students must provide their own transportation to and from the college and their assigned hospital. During the first three semesters, students attend clinical on Tuesdays and Thursdays, and college classes on Mondays, Wednesdays and Fridays. During the second year, clinical experience is on Mondays, Wednesdays and Fridays, and college classes are on Tuesdays and Thursdays. By the sixth semester, all classes should be complete. **Radiography classes and clinical hours are scheduled during the day.** Classes usually end by 4:30 p.m. Clinical hours vary, but most students are done by 4:30 p.m.; check with the clinical site of your choice for specific times. Additional hours *may* be required, including an additional 32 hours in the fall and spring semesters and 16 hours in the 4th semester (summer), to be completed on weekends. **Students who are employed may need scheduling accommodations from their employer since specific class times cannot be guaranteed. Applicants are also advised that the Radiography program follows a rigorous curriculum, requiring serious student memorization, practical application of theory, and coursework.**

Taking personal time off (i.e. vacations) outside scheduled breaks is strongly discouraged and may affect program continuation or a student's ability to complete the program as scheduled.

Policy Regarding Out-of-District Applicants

Due to limited enrollment, **qualified** applicants who meet the stated minimum requirements and that are residents of the College of DuPage district will be given preference when seeking admission into the program. Due to the College of DuPage's association with the *Comprehensive Agreement Regarding the Expansion of Educational Resources (C.A.R.E.E.R.)*, up to 4 qualified applicants meeting the minimum requirements and whose merit points fall within the acceptable range for that application year residing in Waubensee Community College district will be considered for admission to the Radiography program and will be placed at either Rush Copley Medical Center or Presence Mercy Medical Center upon approval of the DMIR Admission Committee. All other **qualified** applicants meeting the minimum requirements and residing outside the district and are employed full-time within the district will be considered for admission if space is available after qualified in-district residents. Qualified applicants from the following cooperative agreement colleges – Morton Community College, Oakton Community College and Waubensee Community College – will be considered next, followed by applicants from districts other than those listed above (i.e. Joliet Junior College). However, due to limited enrollment and the large number of in-district applicants, it is possible that those applicants residing outside the district may not be admitted.

Statement on Drug Testing and Criminal Background Checks

Students accepted into the Diagnostic Medical Imaging - Radiography program are subject to mandatory drug testing (annually) and a criminal background check upon acceptance (see page 10) performed at the student's expense in accordance with college policy. Fingerprinting *may* also be required.

Statement on Medical Care and Health Insurance

Students are responsible for their own medical care and health insurance while in the program. Students must possess health care insurance in order to train at the clinical affiliate. The student is responsible for any costs that may be incurred related to personal injuries he/she may acquire while performing activities at the clinical affiliate. The affiliating clinical facility and/or College of DuPage cannot be held liable for such injuries. Please visit the [Center for Access and Accommodation](#) website for additional details. Students are required to provide evidence of current health insurance coverage. Please follow specific guidelines as instructed for submitting proof of insurance.

Statement on Medical Malpractice Insurance

Malpractice insurance is required and is included in the clinical education tuition costs on an annual basis. That is, the cost of the insurance is included with the tuition costs for DMIR 1111 and DMIR 2211. Students must be officially registered and listed on the instructor's class roster for all clinical courses to be covered by the malpractice insurance.

Statement on Transportation

Students are responsible for finding their own transportation to and from the college and clinical site. No special accommodations will be made for students with transportation problems. Students may be required to travel to geographically dispersed (off site) clinical education settings.

Statement on Health and Public Service Program Discipline Procedures

All students must have a **signed** acknowledgement of the Discipline Procedure on file with the Radiography program upon admission. Students will also receive specific rules and policies for the Radiography program to sign upon admission.

Statement on Ethical and Professional Standards

Applicants who misrepresent themselves and/or falsify records (transcripts, letters, forms, etc.) will lead to disqualification and/or program dismissal. Students who misrepresent themselves may be ineligible to apply to other health care programs at College of DuPage.

Statement on Citizenship/Visa Status

If you are not a U.S. citizen or a permanent resident of the U.S., and if you have any questions or concerns regarding your eligibility to work/participate in the Radiography program clinical practicums or your eligibility to apply for the national Radiography certification examination, contact Shelli Thacker, thacker@cod.edu or (630) 942-2434, or the [International Student office](#), SSC 2225, (630) 942-3328, intlstdt@cod.edu.

Qualified applicants will be considered out-of-district in the admissions ranking process if they are **not** a:

- U.S. citizens
- Permanent residents

Technical Standards for Acceptance

To participate in the clinical education portion of the program, the applicant must possess additional non-academic skills which are required of the profession and ensure patient safety. The technical standards are consistent with the duties of the entry-level radiographer in a professional position.

- Lift/transfer patients (from infants to adults) to/from imaging table with no restrictions/limitations.
- Move, adjust and manipulate equipment to perform imaging procedures.
- Adequate vision to review and evaluate recorded images for image quality.
- Ability to communicate orally and in writing, follow written and verbal directions with patients, their families, physicians and other healthcare personnel. Ability to hear and understand verbal commands at varying auditory levels.

Please refer to Essential Functions for Radiography Students list on pages 5-6 for further information.

Program Information Disclaimer

This program information is published for that purpose only; however, the information in this packet is not to be regarded as an irrevocable contract between the student and the program. The program reserves the right to change, at any time, without notice, graduation requirements, fees and other charges, curriculum, course structure and content, and other such matters as may be within its control, notwithstanding any information set forth in this program information packet in accordance with College of DuPage policies and procedures.

Non-Discrimination Policy

The College prohibits discrimination in its admissions, employment, and educational programs or activities on the basis of race, color, sex, religion, creed, national origin, age, ancestry, marital status, sexual orientation, gender identity and expression, arrest record, military status or unfavorable military discharge, citizenship status, and physical or mental disability. The College will protect an individual's right to express their viewpoint or opinion, so long as it does not violate State or Federal law and is not detrimental to the College.

This Policy against discrimination applies throughout all College environments, whether on campus, at work assignments off campus, at College-sponsored social functions, or otherwise.

Procedures to facilitate the College's prohibition of discrimination will be promulgated consistent with the Policy. (Board Policy 20-5).

Student Email Policy

College of DuPage will send all official communications to you through your official COD email (dupage.edu). You will no longer be able to use a preferred email account. You do have the option to forward these communications to a personal email account if you wish.

Check out your COD email to get the message about:

- Official COD communications
- Financial aid communications
- Application to graduate
- Transfer credit evaluation
- Prerequisite proof Sensitive
- FERPA-related communications
- Transcript order Important messages from instructors

https://cod.edu/student_life/resources/information_technology/email/email-policy.aspx

Criminal Background Check Information

All health care workers and student health care workers are required to undergo a criminal background check in order to work in a clinical setting. A student with a positive background check containing disqualifying conditions as defined by Federal and State law will not be allowed to enter the clinical portion of the program. A student with a positive background check containing disqualifying conditions as defined by Illinois State Law ([225ILCS46/25](#)) and 77 Ill Adm. Code 955 Section [955.160](#) will not be allowed to enter the clinical portion of this program, thus preventing the student from obtaining mandated certification and/or licensure in Diagnostic Medical Imaging Radiography. For more information about ethics standards and convictions that may prevent you from taking the ARRT registry exam, please visit <https://www.arrt.org/earn-arrt-credentials/requirements/ethics-requirements>. It may be advised that you complete an ethic review through the ARRT prior to beginning the Radiography program. More information about this process can be found at <https://www.arrt.org/earn-arrt-credentials/requirements/ethics-requirements/ethics-review-preapplication>.

NOTE: You may have been convicted and not sent to jail. People are often fined or given probation or conditional discharge rather than jail time, but these are still considered convictions. If you are unsure as to whether an arrest resulted in a conviction, contact the county in which you were arrested and speak to a representative in the Circuit Clerk's office, State's Attorney's office or your attorney.

ESTIMATED COSTS FOR TWO YEARS IN THE DIAGNOSTIC MEDICAL IMAGING - RADIOGRAPHY PROGRAM

The following cost estimates are for a student who does not have transferable credit. If a student has previous coursework or coursework that is transferred from another college, the general education credit requirements may decrease, thus decreasing the overall cost.

Non-Refundable Application Processing Fee	\$50
Non-Refundable Admission Application Fee for first-time students at COD	\$20
Non-Refundable HESI Admission Assessment Exam	\$60
Non-Refundable Edward Corporate Health Chart Review	\$30
Non-Refundable Criminal Background check	\$52
Non-Refundable Drug Screen	\$32
Non-Refundable Medical Document Manager	\$17.50
Non-Refundable Health Physical costs - varies see Health Requirements packet for details	
<u>In-District Residents (#502)</u>	
72 semester credit hours for degree completion (\$136/credit hour*) (Note: Tuition costs will be reduced for applicable courses already successfully completed.)	\$9,792
*Associated Lab Fees	\$1,191
*Books & Materials (program only)	\$1,000
*Uniforms (depends on clinical site)	\$200
*Malpractice Insurance (two years)	\$104
*ISSRT membership (\$25 annual fee)	\$50
TOTAL ESTIMATED COSTS (for two years)	\$12,598.50
Additional costs upon program completion:	
*American Registry of Radiologic Technologists (ARRT) (National Board Examination)	\$200
*Illinois Emergency Management Agency (IEMA) (Illinois State License)	\$120

****Indicates prices subject to change.***

Cost estimate **does not** include provisions for travel to and from school and clinical education site, textbooks and fees related to general education requirement courses, or for the cost of the required physical exam.

Financial Aid information is available at the [Office of Student Financial Assistance](#), SSC 2220, or (630) 942-2251 or (630) 942-2252. Additional scholarships for Radiography students are also available through the state & national professional societies.

FIRST YEAR OF PROGRAM
(TENTATIVE) – (BEGINS UPON ACCEPTANCE)

SUMMER

DMIR 1111 Clinical Ed. I	1 credit
DMIR 1131 Radiologic Procedures I	4 credits

FALL

DMIR 1112 Clinical Ed. II	2 credits
DMIR 1121 Radiographic Equipment	4 credits
DMIR 1132 Radiographic Procedures II	3 credits

SPRING

DMIR 1113 Clinical Ed. III	2 credits
DMIR 1122 Image Formation and Evaluation	5 credits
DMIR 1133 Radiographic Procedures III	3 credits

TOTAL	24 credits
--------------	-------------------

SECOND YEAR OF PROGRAM

SUMMER

DMIR 1145 Ethics, Law & Basic Pharmacology	1 credit
DMIR 2211 Clinical Ed. IV	1 credit

FALL

DMIR 2201 Radiation Physics, Biology & Protection	3 credits
DMIR 2212 Clinical Ed. V	3 credits
DMIR 2225 Basic Pathophysiology	3 credits

SPRING

DMIR 2213 Clinical Ed. VI	3 credits
DMIR 2235 Quality Management	2 credits
DMIR 2240 Critical Radiographic Image Evaluation	3 credits

TOTAL	19 credits
--------------	-------------------

NOTE: For further assistance in scheduling courses, please contact a faculty member in the Radiography program.

Admissions Checklist

The program can admit only a limited number of students. A selection process has been established to admit the most qualified students. *You may apply at any time and do not need to wait until courses are completed.* All steps **must be completed**, if applicable, to be considered for admission to the program.

NOTE: The DMIR Admission Committee has the right to deny admission to any applicant that they feel is unable to fulfill the Essential Functions of a Radiography student as described on pages 5.

****IT IS THE STUDENT'S RESPONSIBILITY TO ENSURE THAT ALL STEPS HAVE BEEN COMPLETED AND THAT ALL INFORMATION HAS BEEN RECEIVED BY THE DESIGNATED OFFICE by 5:00 pm on March 1st. ****

Students with incomplete information will not be considered for placement.

This is a list of what you must do to be admitted to the program. You should mark each item as you complete it to ensure that none of the steps are missed.

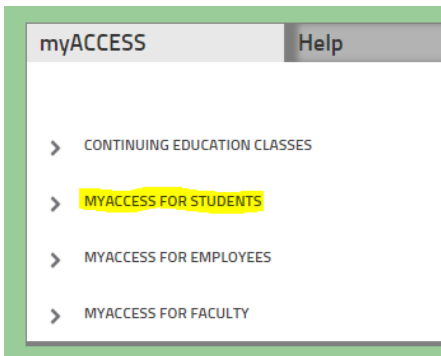
- _____ 1. **Read this entire information packet.** Be familiar with the profession, the program and the admissions process before you begin. If you have any questions, contact one of the program faculty members listed on page 2.
- _____ 2. Attend a highly recommended Radiography (DMIR) Group Advising Session to learn about the program and application requirements. [View upcoming session dates and times.](#) If you would like an individual advising appointment, contact Counseling & Advising at (630) 942-2259 and ask to schedule an appointment with a health sciences advisor. Due to the large number of students interested in the Radiography program, individual advising sessions with DMIR program faculty members are only scheduled *after* a student has attended a group advising session.
- _____ 3. If you have not been admitted to College of DuPage, please complete the **non-refundable \$20 [College of DuPage General Admissions Application](#)** online. **This application is for general admissions to College of DuPage only; it is not an application to the Health Sciences Limited Enrollment Radiography program.**
- _____ 4. To ensure that all of your eligible credits are evaluated towards the admission requirements, submit your official transcript(s) from ALL institutions attended **including** High School (or GED if applicable) **AND** any colleges attended (if applicable). Immediately:
 - a. Submit your official transcript(s) to **College of DuPage, [Office of Student Records](#)**. *If College of DuPage is the only institution you have attended, you do not need to request official transcripts.*
 - b. Verify receipt of your transcript(s). Log into myACCESS account, click on 'myACCESS for Students', select '**My Profile**'. The receipt status of your transcript will be listed under '**Transcript Institutions**'.

NOTE: If you have an international transcript from high school or college, it must first be evaluated. Please visit the following website http://cod.edu/registration/records/trans_eval_listing.aspx for details.

NOTE: All coursework to be counted for 2021 admission MUST be completed PRIOR to Spring semester. Merit points will not be given for coursework enrolled in for Spring semester 2021. The only exception is DMIR 1100 – see step #8 for more information.

_____ 5. Complete the **non-refundable** \$50 [Health Career Selective Enrollment Program Application](https://inside.cod.edu) online by logging into the student portal at <https://inside.cod.edu>

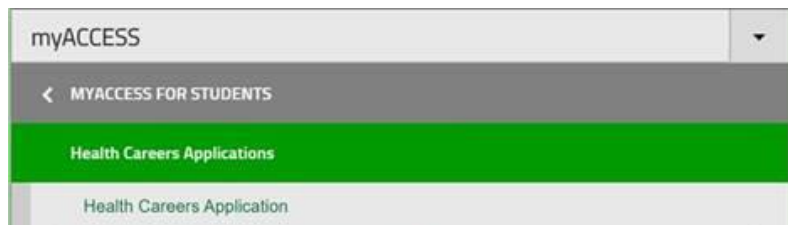
- Click on myACCESS for Students



- Click on the Health Careers Applications link



- Select Health Careers Application



- Select **Radiography Degree Program** when asked “What selective enrollment program are you applying to?”

Once the application is submitted, you may not change the term or program. If you do not have a credit card, you can purchase a prepaid credit card from your local retailer

- _____ 6. If you are an International student, you ~~also~~ must submit a copy of your current Permanent Resident card and/or Employment Authorization Documentation (EAD) card prior to the application deadline and e-mail proof to hsadmissions@cod.edu.
- _____ 7. Successful completion of Anatomy & Physiology (A&P 1500 or 1551 or 1571) or equivalent with a grade of “C” or better **prior** to admission. Students may be enrolled in Anatomy & Physiology in Spring semester of the year they are applying, but must earn a final grade of “C” or better to be considered eligible for acceptance. An Anatomy & Physiology course must be completed in the last 5 years of program start date to be considered eligible (6/15/16 – 6/15/21).
- _____ 8. Successful completion of DMIR 1100 Introduction to Diagnostic Medical Imaging Radiography with a grade of “B” or better **prior** to admission. Students may be enrolled in DMIR 1100 in Spring semester of the year they are applying, but must earn a grade of “B” or better at midterm to be considered eligible. This course must be completed at College of DuPage within the **past 5 years** and will not be considered for transfer from any other institution. Students have up to **2 attempts** to successfully pass DMIR 1100 with a grade of “B” or better within a 5-year time period to be considered eligible for acceptance. If you have questions regarding the coursework, please contact one of the program faculty members listed on page 2. ***NOTE: Students enrolled in DMIR 1100 in 2021 Spring semester will only be eligible to receive a maximum of 2 merit points for students earning a grade of B or better after taking the midterm exam. Students not earning a grade of B or better at midterm will not be considered eligible for acceptance.***
- _____ 9. Take the Reading Placement Test. Take the Writing Placement Test if you have not successfully completed English 1101. The Radiography program **requires** students who have not completed the communications (English and Speech) degree requirements to attain a **Category One** score for **both** the Reading Placement and Writing. Students who do not score in the **Category One** level **must** be enrolled in English 1101 in the Spring semester in the year you are applying.
**** English 1101, 1102 & Speech are required for degree completion.**
- To take the Placement Tests, visit the [Testing Office webpage](#) for information and inform that office that you are applying to the Radiography program. Photo ID is required at the time of taking the test(s). Placement testing is only required for applicants who have not met the communication or math requirements.
- _____ 10. Take the Math Placement Test *if you have not successfully completed a higher-level math course* (Math 1100 or higher). You must score 46 or above on the Math Placement test to be considered eligible for acceptance. Please note that regardless of your score on the math placement test, you must still complete a higher-level math course (Math 1100 or higher) to satisfy the AAS degree requirement.
- To take the Placement Test, visit the [Testing Office webpage](#) for information and inform that office that you are applying to the Radiography program. Photo ID is required at the time of taking the test(s). Placement testing is only required for applicants who have not met the communication or math requirements.
- _____ 11. **Take the HESI Admission Assessment exam remotely prior to the March 1st application deadline.** *****Exams completed on March 1st in the year applying will not be accepted**.*** The test will take approximately 4 hours to complete. Please plan accordingly. **To take the HESI Exam remotely, please visit the [Academic Testing website](#).**

Email academictesting@cod.edu for further instructions. Because all College facilities currently remain closed, the HESI A2 will be administered remotely by Proctor U. Please include the following information in the email:

- Name (First and Last)
- COD ID number
- COD email address
- Program that you are applying to (Nursing, Radiography, or PTA)
- Reason (Taking the HESI A2)

For more information about the exam and how to prepare, visit <https://evolve.elsevier.com/studentlife/pdf/HESI-A2.pdf>.

You will be tested in the following areas: *Reading Comprehension, Vocabulary & General Knowledge, Math, and Anatomy & Physiology*. You will also complete the Learning Style section, but this section will not be awarded any merit points. **A score of 50% or higher must be obtained on the Vocabulary & General Knowledge portion of the exam** to be considered eligible for admission. For more information about how merit points are awarded, please refer to the merit score evaluation sheet on page 17.

When applying to the Radiography programs at College of DuPage, the HESI A2 exam can be taken up to a total of 2 times with at least a 30-day interval between the two exams. Any additional repeat exams are not accepted for a period of at least 3 calendar years. Students should register early due to limited seats per session. HESI A2 testing must be completed within two years of applying to the program in order for it to be valid for application purposes. Applicants are able to sign into their HESI account to review their results at any time.

- _____ 12. Contact a Clinical Instructor *via e-mail* early in the process (see list enclosed on page 24) and arrange a CLINICAL INTERVIEW. **The clinical interview must be completed prior to the March 1st application deadline (interviews completed on or after March 1st of the year applying will not be accepted).** Schedule and complete a Clinical Interview at one of our clinical affiliate sites. ****Do not contact multiple clinical instructors at one time or contact a College of DuPage faculty member to schedule an interview.**

During the Clinical Interview, you will observe the functions of an imaging department, receive a tour of the department (by a current student, if possible) and will be evaluated by the Clinical Instructor (sample evaluation sheet is on page 25). Through the Clinical Interview process, the Clinical Instructor will determine whether he/she feels you are prepared to enter this professional program or whether there is some question as to how well-prepared you may be. This is not an accept-or-reject decision. A Clinical Instructor may decide, based on the Essential Functions as stated earlier, that you are well-prepared, or he/she may not be able to reach either of these decisions. In the latter case, you will meet with the Admissions Committee and they will review your applicant file, interview you and decide whether to admit you, to delay admission until you complete specific recommendations or to deny admission. There are many factors that are taken into account when deciding on a student's clinical site placement including merit score, ability to fulfill essential functions, clinical site capacity, etc. Clinical placement at your preferred site is **NOT** guaranteed and is non-negotiable.

You will be visiting a working Radiography department and you must remember that you are a guest. You are expected to arrive on time or cancel your appointment if you cannot make it. You must be appropriately dressed and groomed and you may be required to wear a lab coat (the hospital would supply this). You must display your best conduct and obey the hospital staff at all times. You are encouraged to ask questions, but try to understand if the immediate situation prevents the staff from answering, due to HIPAA regulations. Should you visit more than one clinical site, it is your first interview score that will be used for the merit evaluation.

- _____ 13. If a student would like to submit their clinical site preferences to be taken into consideration during the admission process, they should complete and email the [Clinical Education Setting Request form](#). You may need to save the form and send it as an attachment using your email system if the email button on the form does not work. This form should be completed and submitted for each application year.

NOTE: Although the Radiography program makes every attempt to place students at the clinical site of their choice, there is no guarantee that you will be placed at your requested site(s). There are many factors that are taken into account when deciding on a student's clinical site placement including merit score, ability to fulfill essential functions, clinical site capacity, etc. Our ultimate goal is to place each student in the clinical education site that will best meet their learning ability and to inspire their success. Therefore, you may have to travel to a geographically dispersed assigned clinical education setting (hospital) as the program does not guarantee placement requests. Please complete the Clinical Education Setting Request Form specifying your top two preferences for clinical placement.

_____ 14. Submit documentation of military experience to hsadmissions@cod.edu prior to the application deadline if applicable.

_____ 15. Submit documentation of direct radiology experience or allied health experience to hsadmissions@cod.edu prior to the application deadline if applicable. Volunteer experience will not be considered. Documentation must be in the form of a letter from your employer (i.e. imaging director or manager) on **company letterhead** and **must be signed**. The letter must include your *title, what your job responsibilities are, and how long you have been employed at the facility*. Examples of direct radiology experience includes but is not limited to radiology assistant in x-ray, CT, MRI, etc. Examples of allied health experience includes but is not limited to transporter, CNA, EMT, PCT, phlebotomist, EKG technician, etc. The length of employment will also be taken into consideration when deciding the number of merit points obtained.

_____ 16. Complete the [College of DuPage Residency Verification form](#) and provide 2 proofs of residency to the **Office of Student Registration Services, Student Services Center (SSC) Room 2221** by the program application deadline date.

Note:

- **If this residency requirement has not been submitted to Registration by the program application deadline date, you will not be considered for admission.**
- **Separate Residency Verification Forms must be submitted for each program application.**
- **A new Residency Verification Form must be submitted for each application year.**

_____ 17. Earn a *minimum* of 45 points on the Merit Evaluation. If there are not a sufficient number of applicants who meet the minimum point value to fill available spaces, applicants will be admitted in order beginning with the next highest point value. **Note:** Earning 45 points **does not** guarantee admission into the program. The merit evaluation consists of grades in specific general education courses, the Clinical Interview, HESI A2 test scores and military experience if applicable. Refer to page 19 for more information merit point evaluation.

_____ 18. Possibly meet with the Program Admissions Committee. You will be contacted in mid to late March if this is required.

Accepted students must complete these steps, pass a chart review, a drug test, a criminal background check, complete the Medical Document Manager piece and complete a CPR course through the [American Heart Association for health care providers](#) by dates specified in your acceptance letter. Please see [Health Requirements Packet](#) for details. Students may also be required to have written permission from a licensed physician stating they have full release to perform all the duties of a radiographer, despite the presence of a specific medical condition (i.e., back problem).

NOTE: All necessary requirements will be outlined in detail upon acceptance. Please do not begin these requirements until instructed to do so.

You are reminded that the Radiography program has a limited enrollment (approximately 40 students) and an early admission deadline – **March 1st at 5pm.**

Change of Address: Please notify the Nursing & Health Science Division office of any change of

address prior to the application deadline. All letters will be mailed to the address listed on your health science application unless the Division office is notified of this change. You will also be required to complete another residency verification form with proper documentation. Notification to the registration office will not automatically carry over to your health science application.

PLEASE NOTE: If you have been found guilty of a felony, you may have difficulty obtaining a license and/or becoming registered to practice in this profession.

“All application documents delivered to the College of DuPage pertaining to a health sciences admissions file become the property of the College of DuPage and will not be returned to applicants. This includes but is not limited to transcripts, letters of recommendation, clinical evaluation forms or outside test reports.”

COLLEGE COURSEWORK

DMIR 1100 Intro to DMIR (DMIR 1100 grade will be weighted based on course evaluation)	_____
Anatomy & Physiology 1500, 1551, or 1571	_____
Math 1100 or higher (Math 1102 or 1115 recommended)	_____
English 1101	_____
English 1102	_____
Speech 1100, 1120, or 1150	_____
Biomedical Terminology (HLTHS 1110)	_____
Humanities (see AAS degree requirements)	_____
Social & Behavioral Science (see AAS degree requirements)	_____
Additional Optional Coursework:	
Biology course (must have BIO prefix) or 2 nd A&P course	_____
Another Science course (Physics 1100 recommended)	_____
Another Upper level Math course (Math 1100 or higher)	_____
SCALE: A = 4 points	
B = 3 points	
C = 2 points	

HESI A2 Exam – 12 possible points based on PERCENTAGE in the following categories

Vocabulary & General Knowledge (must earn 50% or higher in this category for eligibility)	_____
Math	_____
Reading Comprehension	_____
Anatomy & Physiology	_____
SCALE: 90-100% = 3 points	
80-89% = 2 points	
70-79% = 1 point	
0-69% = 0 points	
Clinical Interview (1 point)	_____
Military Experience (2 points with proper documentation)	_____
Direct Radiology Experience (2 points with proper documentation)	_____
OR	
Other Allied Health Experience (as approved by admission committee)	_____
SCALE: 0-6 months = 0.5 points	
6 months or more = 1 point	
SUBTOTAL	_____

MULTIPLIER (applied to the current base merit score)

Eligible Re-applicant	Subtotal x 1.2		
OR			
Application Month Multiplier			
June	Subtotal x 1.10	November	Subtotal x 1.05
July	Subtotal x 1.09	December	Subtotal x 1.04
August	Subtotal x 1.08	January	Subtotal x 1.03
September	Subtotal x 1.07	February	Subtotal x 1.02
October	Subtotal x 1.06	March	Subtotal x 1.01

TOTAL MERIT SCORE _____

How Acceptance is Determined

Grades in specific general education courses are assigned a point value. For example, an “A” is assigned 4 points, a “B” 3 points, and a “C” 2 points. A “C” or better must be obtained in at least one A&P, Biomedical Terminology and DMIR 1100 courses to be eligible for admission. A default grade of “C” will be used for courses in which a grade of P (Pass) or S (Satisfactory) was awarded; for demonstrated competency credit, including CLEP; or students who have earned a Bachelor or Master degree and have not completed program prerequisites with equivalent College of DuPage transfer courses (i.e. Speech, English, Math, Humanities). In addition, points are assigned for the Clinical Interview, HESI A2 test scores, direct radiology experience and/or allied health experience verified by the Imaging Department Director or direct supervisor and officially documented military experience, if applicable. **Note: Courses under 1100 or 100-level, as well as courses not recognized and accepted by the College of DuPage Records office, are not counted toward the merit evaluation.**

Applicants meeting the minimum point value of 45 are then ranked. Applicants 1-40 (estimate) are accepted. **Note:** The number of spaces available changes based on clinical capacities each year.

The Deadline for Applications is March 1st

Applicants are encouraged to complete all necessary steps in the admissions process well in advance of the deadline. Scheduling of clinical interviews is at the discretion of the clinical sites, and they may not be able to accommodate requests made a month prior to the deadline.

The Admissions Committee meets in April. Acceptance letters should be mailed no later than by the end of April. These include the student's hospital assignment and a position acceptance/decline form. The acceptance/decline form must be returned by a specific date. If not, we will place students from the alternate list in your spot. Students from the alternate list will continue to be placed until the program start date or until the list is exhausted, whichever occurs first.

Requests for admission are **not** automatically carried over to the following year. Applicants who were not accepted for the year in which they originally applied are asked to pay the \$50 non-refundable application fee, submit a new application in the Admissions Office and attend a *highly recommended* advising session for the year in which they are applying. Students choosing not to attend another group advising session will be held responsible for understanding any changes to the DMIR admissions policy. The Clinical Interview does not need to be repeated if it was completed in the last 2 years and re-taking the HESI A2 exam is optional (see Step #13). Transcripts of any additional coursework must also be submitted to the Records office. Students who have applied previously and were considered “qualified” are not given preference for readmission; however, a 1.2 multiplier is applied to the BASE merit points earned for *eligible* applicants who were *not admitted in the previous year*. Applicants must re-apply within 2 years of the initial application to be awarded the multiplier and the multiplier is only applied once.

Students re-applying are *strongly* advised to contact a DMIR faculty member to review their file early in summer to see if they can improve their score in any way. Please contact one of the program faculty members listed on page 2.

Conditional Alternate List Option

Approximately the first 5-8 students on the alternate list will be offered a conditional position in the Radiography program. These students will have the option of enrolling in DMIR 1131 lecture/lab course for Summer semester. The purpose of conditional acceptance is to prepare a small number of students to replace students who were initially accepted into the Program, but officially withdrew prior to or at the end of the Summer semester. This program would allow students who were not initially accepted an opportunity to begin the didactic portion of the program (not clinical) in June. In the event that one or more of the applicants officially accepted withdraws, the next student on the conditional list may then have an opportunity to be admitted, taking their place.

Please note that, if you decide to accept this invitation, you would be assigned to the hospital that has the vacancy created by the withdrawing student and that hospital may not be the hospital of your choice.

Conditional students that cannot be placed at a clinical education site by the end of Summer semester will be required to re-apply the following year if they wish to be considered for admission. Students will be required to follow the current admission policies to be considered eligible. To increase their chances of acceptance, these students will be given the 1.2 re-applicant multiplier in addition to receiving merit points based on the grade they earned in DMIR 1131. Students that do not demonstrate the Essential Functions of a Radiography student while enrolled in DMIR 1131 will be required to attend a mandatory interview with the DMIR admissions committee prior to acceptance in the Radiography Program.

****NEW STUDENT ORIENTATION****

If accepted to the DMIR program for 2021, all new students will be expected to participate in a mandatory new student orientation that will be held on Friday, May 21st (last day of Spring semester). This event will last all day (9am to 4pm) and covers vital information regarding the Program policies, clinical education, curriculum guidelines, discipline procedures, JRCERT accreditation standards, etc. Students will also meet with their clinical instructors to discuss first clinical day expectations. Students will be expected to sign in at the beginning of orientation and again after lunch break. Due to extensive amount of information covered during this session, it is not possible for a student to obtain this information at another time if missed. Therefore, absence from this mandatory orientation will be perceived as a decline of the offered position in the DMIR program and the student will not be permitted to begin the Program in Summer semester 2021. This policy applies to all accepted DMIR students regardless of their previous status in the Radiography program.

Students should consider this a mandatory requirement of the DMIR program and plan their schedule accordingly prior to applying to the Program.

General Education Requirements for Associate in Applied Science (A.A.S.) Degree for Radiography:

Grades earned in the following courses are used toward the merit evaluation. Therefore, the more of these courses you complete by March 1st and the higher your grades, the more points you can earn. Courses not completed before entering the program may be taken during the program. Coursework may also be transferred from another accredited institution recognized by College of DuPage. In addition to these courses, you can also take biology, another science (additional A&P, biology, chemistry and physics), and an additional math class above the 100 or 1100 level.

DMIR 1100 Intro to DMIR	2 credits
-Anatomy & Physiology 1500 or 1551 or 1571	4 credits
+*English 1101	3 credits
+English 1102	3 credits
Speech 1100 or 1120 or 1150	3 credits
*Math 1102; Math 1115 or upper-level math	3 credits
~Philosophy 1112 or Spanish 1101 (recommended)	3 credits
~Psychology 1100 or Psychology 1150 (recommended)	3 credits
HLTHS 1110 (Biomedical Terminology)	3 credits
<hr/>	
TOTAL	27 credits

- A&P 1500/1551/1571 or equivalent: one year biology (Biology 1151) recommended as prerequisite
NOTE: Anatomy & Physiology (A&P) is required for admission into the program. A&P or an equivalent **must** be successfully completed with a grade of “C” or better prior to the start of the program and within the last 5 years. It is highly recommended that this course be taken as soon as possible. If A&P is taken in the spring semester prior to admission, it will be counted towards eligibility, but no merit points will be awarded. Program acceptance is conditional upon successful completion of this course prior to the start of the program in June. Students enrolled in DMIR 1100 in the spring semester are also awarded a maximum of two points if the student has obtained a mid-semester grade is “B” or higher.
- + Completion of English 101, 102 and 103 under the quarter system fulfills the English 1101 and 1102 requirement. Questions regarding the English requirement should be referred to a program faculty member.
- * English 1101 prerequisite: Complete Reading Placement Test and Writing Placement Test with score of CATEGORY ONE.
- * Math prerequisite: Math 0481 or college equivalent with C or better or placement score of 46 on Algebra.
- ~ Courses shown are recommended; refer to College of DuPage *Catalog* or contact a faculty member of the Radiography Program for other options to fulfill Humanities and Social/Behavioral Sciences requirements.

Note: A grade of “C” or better is required in the following courses to qualify: A&P and Biomedical Terminology. A grade of “B” or better is required in DMIR 1100. A grade of “B” or better is required in DMIR 1100 to qualify for admission.

Transfer Courses

Applicants who reside outside the College of DuPage community college district should follow the list provided on page 23 of this packet for surrounding community college course equivalents. Courses from other colleges and universities may transfer by the same process, but will be evaluated individually by the Student Records office. *The acceptance of transfer credit from other institutions is at the sole discretion of the Records office. Any questions regarding credit should be directed to their office, (630) 942-3838. The program does not accept transfer credit for radiography coursework completed in radiography programs at other institutions.*

The DMIR program does not offer an advanced placement option or accept transfer of any core Radiography course. All courses with a DMIR prefix must be completed at College of DuPage in sequence as listed on page 12.

College Course Equivalents

(Subject to Change)

College of DuPage	Morton	Oakton	Waubonsee
ENG 1101*	ENG 101	EGL 101	ENG 101
ENG 1102*	ENG 102	EGL 102	ENG 102
SPCH 1100 OR SPCH 1120 OR SPCH 1150	SPE 101	SPE 103	COM 100 OR COM 122 OR COM 201
A&P 1500 OR A&P 1551 A&P 1552** A&P 1571 A&P 1572**	BIO 106 OR BIO 103 BIO 104**	BIO 131 BIO 132**	BIO 260 BIO 270 BIO 272**
MATH 1102 OR MATH 1115	MATH 1125	MATH 9999 <i>(Transfer Credit)</i>	MATH 9999 <i>(Transfer Credit)</i>
PSYCH 1100	PSY 101	PSY 101	PSY 100
PHIL 1110 OR PHIL 1112	PHI 126	PHL 180 OR PHI 181	PHL 105
HLTHS 1110	PHT 9999 <i>(Transfer Credit)</i>	HIT 104 & HIT 105	HIT 110

*Completion of English 101, 102 and 103 under the quarter system fulfills the English 1101 and 1102 requirement.

**Recommended; not required.

NOTE: It is recommended that sequential courses (ex. Eng 1101/1102) be completed at the same school.

Current Clinical Affiliates

Placement for all sites requires evidence of personal health insurance.

**Northwestern Medicine
Central DuPage Hospital**
25 N. Winfield Road
Winfield, IL 60190
C.I.: Alana Crowder, BS, RT(R), (CT) (M)
(630) 933-6565
Alana.Crowder@nm.org

DuPage Medical Group
DuPage Medical Group
1801 S. Highland Ste 210 Lombard
430 Pennsylvania Ave Ste 110 Glen Ellyn
430 Warrenville Rd Ste 110 Lisle
C.I.:
Wendy Ciraulo RT(R)(M)
Kelli Bjork RT(R)
Meg Baker RT(R)
Margaret.baker@dupagemd.com
*Please email Meg for clinical interview appointments

Edward Hospital
801 S. Washington St.
Naperville, IL 60540
C.I.: Tom Chang, BA, RT(R)
(630) 527-3434
Thomas.chang@eehealth.org

Elmhurst Hospital
155 E. Brush Hill Road
Elmhurst, IL 60126
C.I.: Emily Jurgensen, RT(R)
(331) 221-0071
Emily.Baker@EEHealth.org

**Amita Health
Adventist Medical Center, GlenOaks**
701 Winthrop Ave.
Glendale Heights, IL 60139
C.I.: Anie C. Thottupuram, RT (R)(M)
(630) 545-8200 or (630) 545-8237
Anie.Thottupuram@amitahealth.org

Advocate Good Samaritan Hospital
3815 Highland Ave.
Downers Grove, IL 60515
C.I.: Patti Holvey, BS, RT(R)
(630) 275-3747
Patrice.Holvey@aah.org **Edward Hines Jr.
Veterans Administration Hospital***
Fifth Avenue and Roosevelt Road
Hines, IL 60141
C.I.: Chris Jacobs, RT(R)
(708) 202-2165
Christopher.jacobs@va.gov
*Placement at Hines VA requires evidence of U.S. citizenship under Federal law.

**Amita Health
LaGrange Memorial Hospital**
5101 Willow Springs Road
LaGrange, IL 60525
C.I.: Josephine Maher, RT(R)
(708) 245-7457
Josephine.Maher@amitahealth.org

Presence Mercy Medical Center
1325 N. Highland Ave.
Aurora, IL 60506
C.I.: Norma Rivera-Naser, RT(R)
(630) 801-2722
Norma.Rivera-Naser@amitahealth.org

Rush Copley Medical Center
2000 Ogden Avenue
Aurora, IL 60504
C.I.: Kate Hamilton, RT(R)(M)
(630) 499-2371
Catherine.Hamilton@rushcopley.com

**Amita Health
St. Alexius Medical Center**
1555 Barrington Road
Hoffman Estates, IL 60194
C.I.: Pamela Verkuilen, RT(R)
(847) 755-7640
Pamela.Verkuilen@amitahealth.org

**QUESTIONS THAT MAY BE ASKED OF YOU DURING
YOUR CLINICAL INTERVIEW OR GROUP ADVISING SESSION**

1. Tell me about yourself.
2. Which of your characteristics would you most like to change?
3. What are your most valuable characteristics?
4. What high school or college classes did you like the most? The least? Why?
5. What experience have you had in dealing with the public?
6. Working in a Radiology department and in a hospital requires team effort. Are you a team player?
7. How did you become interested in Radiography?
8. Who influenced you most in your career choice? How? Why?
9. Who do you feel is the most important person in a hospital and why?
10. What qualities do you think a good health professional should possess?
11. Give an example of a recent high-stress situation that you were in? How did you react?
12. What types of medical situations have you been exposed to?
13. What will you do to learn how to cope with medical emergencies?
14. What type of patient contact would you like in your job?
15. What are your long-term career goals? Where do you see yourself in five years?
16. What will you do if you are unable to enter the program this year? (Will you try again next year? And complete your general education requirements?)
17. The program requires full-time attendance. Will anything prevent you from attending class and clinical sometime between the hours of 7 a.m. and 5 p.m., Mondays through Fridays?