



Are you ready to be an RN???

Objectives of This Session




- Understand the NCLEX-RN examination
- Review the NCLEX-RN test plan
- Understand the how to register for the NCLEX-RN examination and apply for licensure (in IL)

Who is NCSBN?

What about IDFPR?

- NCSBN
 - <https://www.ncsbn.org/index.htm>
- NCSBN Members ---
 - <https://www.ncsbn.org/boards.htm>
- Illinois Member to NCSBN is IDFPR
 - <http://www.idfpr.com/>



BEST Resource



- 2024 NCLEX Examination Candidate Bulletin
 - Registration Process
 - Authorization To Test
- WEBSITE:
 - https://www.nclex.com/files/2024%20NCLEX%20Candidate%20Bulletin_English_FINAL.pdf

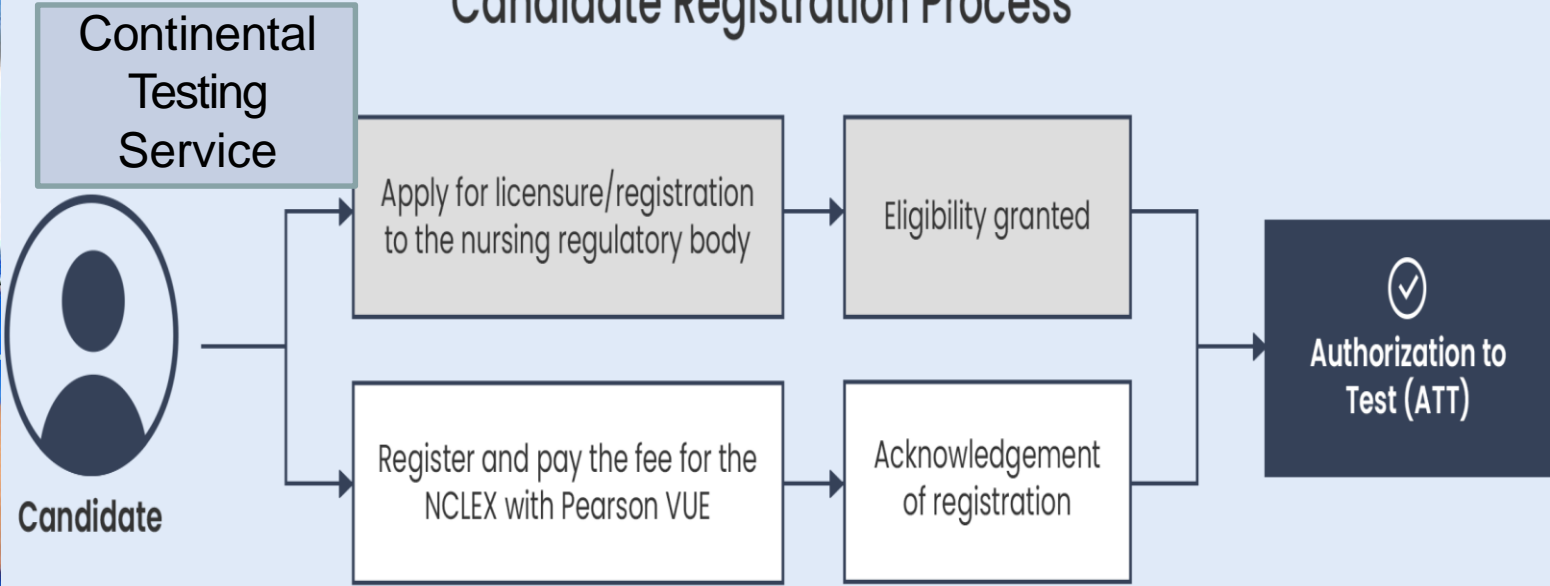
The Eight Steps of the NCLEX®




1. Apply for licensure/registration with one Nursing Regulatory Body (NRB).
2. Register and pay the exam fee at Pearson VUE.
3. Receive Acknowledgement of Receipt of NCLEX Registration.
4. NRB makes you eligible in the Pearson VUE system.
5. Receive Authorization to Test (ATT) email.
6. Schedule your exam appointment online or by calling Pearson VUE 866-496-2539.
7. Arrive for the exam appointment.
8. Receive your official results from your NRB up to 6 weeks after your exam.



Candidate Registration Process



Other Information in the Candidate Bulletin

- 
- Test fees and policies [p.3](#)
 - Testing accommodations [p.4](#)
 - Your exam appointment [p.5](#)
 - Changing your appointment [p.6](#)
 - Acceptable form of ID [p.7](#)
 - Remember to take your ATT and a picture ID. Names **MUST** be the same.
 - Check-in process for the day of testing [p.11](#)

The Test Plan

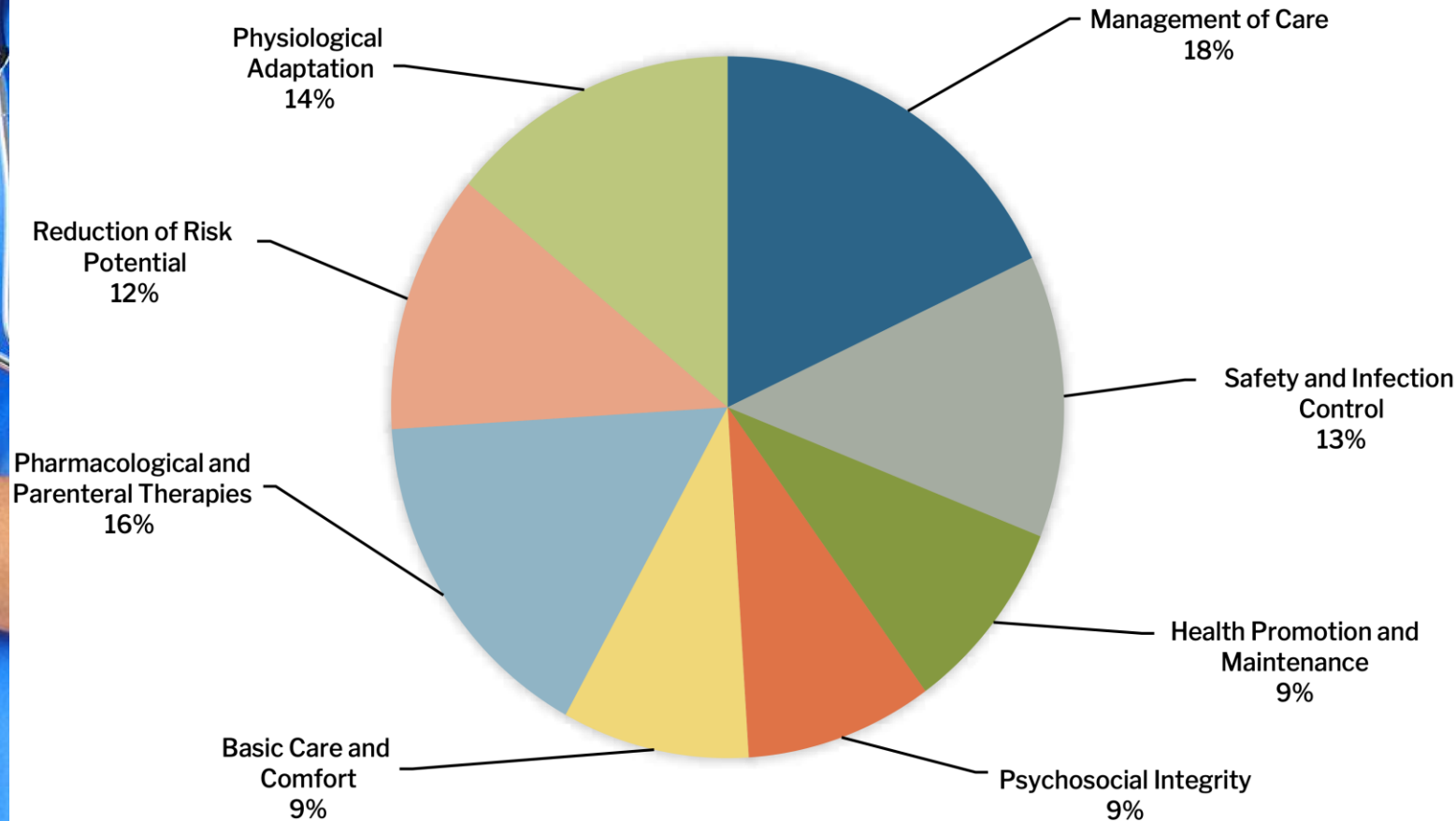
- NCLEX-RN: The Test Plan

https://www.nclex.com/files/2023_RN_Test%20Plan_English_FINAL.pdf



Distribution of Content

DISTRIBUTION OF CONTENT FOR THE NCLEX-RN® TEST PLAN



C.A.T.



- Computerized
- Adaptive
- Testing


<https://www.nclex.com/computerized-adaptive-testing.page>

- What is it?
- How does it work?
- What are the P/F rules?



Applying for the exam and license...

READY, SET, GO



When Should You Register???



- A couple of weeks before you graduate or after you complete the nursing program
- Before the exam
 - Schedule your test

Exam Day



- Dress Comfortably
- Arrive Early
- Provide Your Biometrics
 - Signature, photograph, and palm vein scan
- Receive Materials
- Set Your Pace
- Finishing Up

After Exam Day

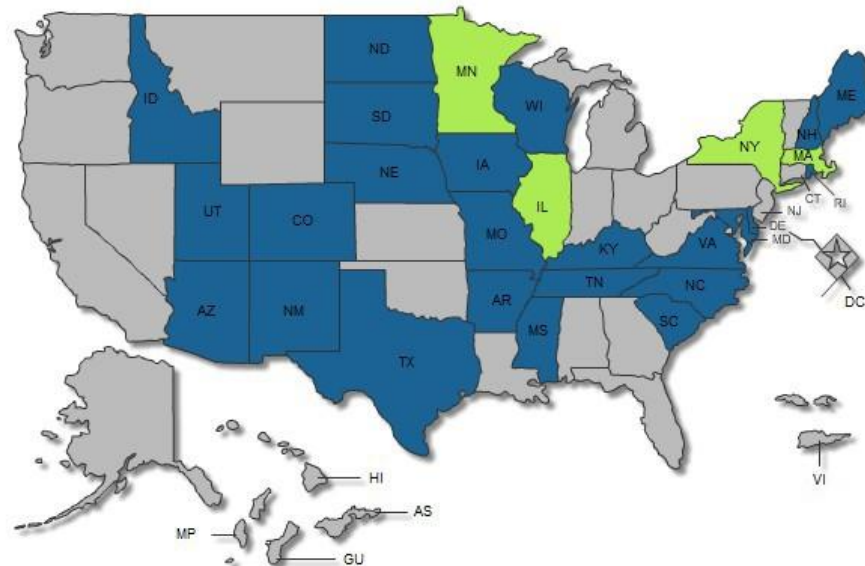


- NRB will send official results to candidates within six weeks after the exam.
- You may be able to access unofficial test results in two business days after taking the exam.
 - This does not authorize candidates to practice as a licensed registered nurse.

Nursing Licensure Compact

- <https://www.ncsbn.org/nurse-licensure-compact.htm>

NLC Member States (click state for contact info)





Good Luck!