

Program Overview

Construction Management in 4 Counties

EMSI Q2 2015 Data Set

425 Fawell Blvd
Glen Ellyn, Illinois 60137
630 942-2800

Parameters

Programs

Code	Description
52.2001	Construction Management

Regions

Code	Description
17031	Cook County, IL
17043	DuPage County, IL
17089	Kane County, IL
17197	Will County, IL

Completions Year

2013

Jobs Timeframe

2013 - 2024

Datarun

2015.2 – QCEW Employees, Non-QCEW Employees, Self-Employed, and Extended Proprietors

Program Summary for Construction Management

12

Regional Institutions

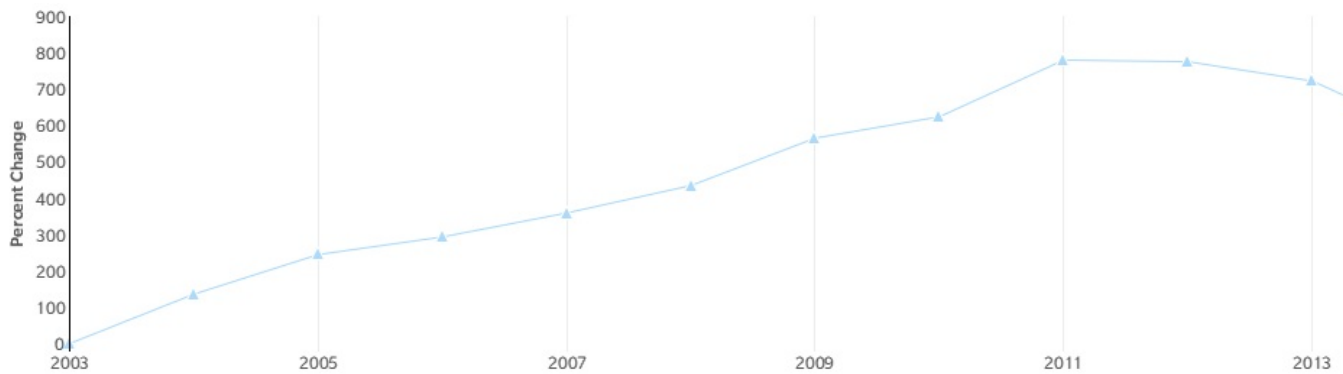
93

Regional Program Completions (2013)

365

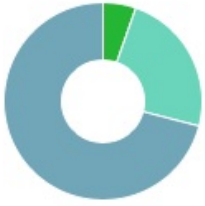
Annual Openings (2013)

Regional Trends



Region	2003 Completions	2013 Completions	% Change
● Region	0	93	N/A
■ State	0	197	N/A
▲ Nation	391	3,218	723.0%

Regional Completions by Award Level



Award Level	Completions (2013)	Percent
● Award of less than 1 academic year	5	5.4%
● Associates degree	22	23.7%
● Bachelors degree	66	71.0%
Award of at least 1 but less than 2 academic years	0	0.0%
Award of at least 2 but less than 4 academic years	0	0.0%
Postbaccalaureate certificate	0	0.0%
Masters degree	0	0.0%
Post-masters certificate	0	0.0%
Doctors degree	0	0.0%

Regional Completions by Institution

Institution	Certificates (2013)	Degrees (2013)	Total Completions (2013)
College of DuPage	0	6	6
Joliet Junior College	0	5	5
Oakton Community College	4	1	5
South Suburban College	1	0	1
Triton College	0	3	3
Waubonsee Community College	0	5	5
Westwood College-O'Hare Airport	0	10	10
ITT Technical Institute-Arlington Heights	0	20	20
Westwood College-Dupage	0	4	4
ITT Technical Institute-Orland Park	0	11	11
Westwood College-River Oaks	0	10	10
Westwood College-Chicago Loop	0	13	13

Similar Programs

<p>5 Programs (2013)</p>	<p>12,750 Completions (2013)</p>
-------------------------------------	---

CIP Code	Program	Completions (2013)
52.0201	Business Administration and Management, General	12,237
52.0101	Business/Commerce, General	356
52.0205	Operations Management and Supervision	145
46.0000	Construction Trades, General	10
15.1001	Construction Engineering Technology/Technician	2

Target Occupations

<p>10,256 Jobs (2015) 18% below National average</p>	<p>-5.7% % Change (2013-2024) Nation: -1.7%</p>	<p>\$29.78/hr Median Hourly Earnings Nation: \$27.69/hr</p>
--	---	--

Occupation	2013 Jobs	Annual Openings	Median Hourly Earnings	Growth (2013 - 2024)	Location Quotient (2013)
Construction Managers	9,915	2,613	\$29.78/hr	-5.68%	0.81

Growth for Construction Managers (11-9021)

9,915

2013 Jobs

9,352

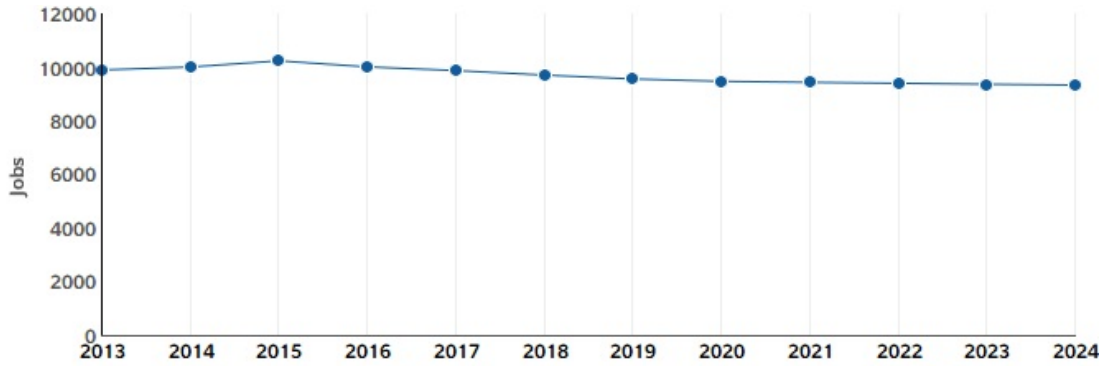
2024 Jobs

-563

Change (2013-2024)

-5.7%

% Change (2013-2024)



Percentile Earnings for Construction Managers (11-9021)

\$23.75/hr

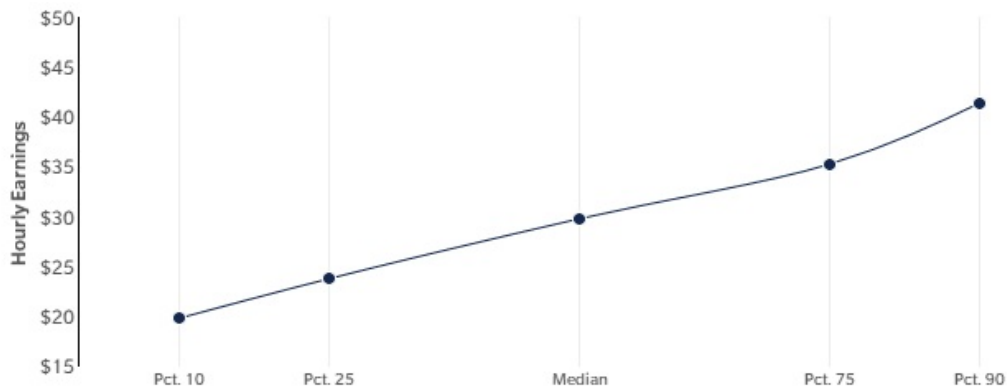
25th Percentile Earnings

\$29.78/hr

Median Earnings

\$35.28/hr

75th Percentile Earnings



Appendix A - Data Sources and Calculations

Institution Data

The institution data in this report is taken directly from the national IPEDS database published by the U.S. Department of Education's National Center for Education Statistics.

Completers Data

The completers data in this report is taken directly from the national IPEDS database published by the U.S. Department of Education's National Center for Education Statistics.

Occupation Data

EMSI occupation employment data are based on final EMSI industry data and final EMSI staffing patterns. Wage estimates are based on Occupational Employment Statistics (QCEW and Non-QCEW Employees classes of worker) and the American Community Survey (Self-Employed and Extended Proprietors). Occupational wage estimates also affected by county-level EMSI earnings by industry.

Location Quotient

Location quotient (LQ) is a way of quantifying how concentrated a particular industry, cluster, occupation, or demographic group is in a region as compared to the nation. It can reveal what makes a particular region unique in comparison to the national average.

State Data Sources

This report uses state data from the following agencies: Illinois Department of Employment Security, Employment Projections