

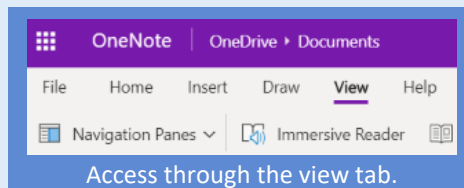
# Microsoft Accessibility Tools



## Immersive Reader

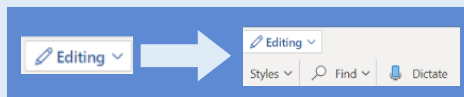
- Use in Word, OneNote, and Edge browser

- Read aloud content by from docs and PDFs by importing them into your document or notebook
- Read aloud web pages using Edge browser
- Increase size, font, spacing, and background color
- Identify parts of speech
- Translate text into different languages
- Focus on limited lines of text at a time



## Writing Tools in Word

- Use dictation feature to convert speech to text using the dictate feature under the home tab
- Use Immersive Reader to read aloud text for review, in addition to other editing tools under the review tab



## Office Lens App

- Free scanning app that enables users to quickly convert a print document to accessible digital material

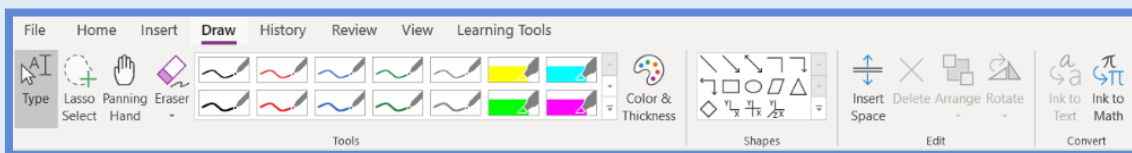
- Snap a picture of a text or assignment and load into a OneNote notebook
- Read text aloud
- Dictate responses into a text box using your device's dictation feature.



## Math Tools in OneNote

- Some of these are only available with a subscription, not in the online version of OneNote.

- Use the Draw tab to draw or type in equations, get answers, show problem-solving steps, and generate practice quizzes with similar problems



- Read problems aloud with Immersive Reader
- Use ink replay to show in what order each step was completed
- Graph equations
- Use the lasso tool to select equations for manipulation or graphing