

Information:

Drawer: Accounts Payable - Invoices

Vendor Number: 0360304

Vendor Name: Ms Kaitlin Sublette

Invoice Number: 72518

Invoice Date: 07/25/18

PO Number:

Check Number: 0238169

Check Amount: \$ 300.00

Check Date: 08/15/2018

Department ID: 02737

Reviewer Name:

Voucher Number: V0522523

Redaction Type: FERPA

Document Type: AP Invoice-3 Way/Pre-Approved

Document Below

College of DuPage - Accounts Payable
Check Request Form
revised 3/27/17

This form may be used to request check payments only for those items for which the issuance of a purchase order would not be appropriate. Attach supporting documentation (e.g., invoice or agreement). Please refer to Vendor Payment - Check Request Procedure No. 10-65

Date: 7/25/2018
Vendor ID: [REDACTED]

Invoice Number	P.O. Number/ Req. Number	Fund	Source	Dept	Object	Object Descrip.	Amount
72518		6	1	073	530 001	Other Contractual Services Exp	\$ 300.00
<div style="border: 2px solid blue; padding: 5px; text-align: center;"> AP VERIFIED 08/07/18 - ROBERT MAREK </div>							
Grand Total							\$ 300.00

Check the appropriate box below and sign

- ☒ We, the undersigned, hereby certify that the goods/services, for which payment is herein requested, have been provided in a satisfactory condition/manner. Consequently, payment is appropriate at this time.
- ☐ We, the undersigned, hereby certify that the goods/services, for which payment is herein requested, have not yet been provided. The first approval indicated below will notify the Accounts Payable Office in writing when the goods/services have been delivered in a satisfactory condition/manner.


Payee Name: [REDACTED]
Payee Address: [REDACTED]


Other Instructions: _____

Description on Check:

GenCyber Teacher

Approvals:

Prepared By: Yvonne Bedford
Signature: 
Payment Due: A.S.A.P.

Approved By: Daniel Deasy Date: 7/25/18
Signature: 
Approved By: _____ Date: _____

Board Approved Date: _____


Signature: _____
Approved By Division VP: _____ Date: _____
Signature: _____

Return Approved Request and All Supporting Documents to: Accounts Payable (SRC 2132 A), acctpay@cod.edu

GenCyber Teacher Camp Acceptance Form

I agree to participate in COD GenCyber 2018 Teacher Camp, a project funded by the National Security Agency and the National Science Foundation. I understand that as a participant I will receive training related to cybersecurity through various interactions as well as engage with other teachers on pedagogical strategies related to teaching cybersecurity. I also understand and agree to the following:

- I will receive a stipend of \$300 and I am responsible for the applicable taxes
- I will receive a backpack, shirt and water bottle
- I will receive a Chromebook
- Continental breakfast, snack and lunch will be served every day, however I understand that special dietary requests cannot be accommodated
- I plan on teaching one unit (approx. a few hours) of either week of the student camp
- I plan on working with other teacher camp participants to develop lessons and curriculum for classroom use
- I plan on integrating cyber security and other strategies into my classroom activities for 2018-2019
- I understand I am required to participate in evaluation and follow-up documentation such as an assessment, surveys and reflections.



JUL 25 2018

Request for Taxpayer Identification Number and Certification

Give Form to the
requester. Do not
send to the IRS.

1 Name (last, first, middle initial) line; do not leave this line blank.

2 Business name (if different from line 1)

3 Exemptions (codes apply only to certain entities, not individuals; see instructions on page 3):
Exempt payee code (if any) _____
Exemption from FATCA reporting code (if any) _____
(Applies to accounts maintained outside the U.S.)

4 Other (see instructions)

5 Requester's name and address (optional)

6

7

Part I Taxpayer Identification Number (TIN)

Enter your TIN in the appropriate box. The TIN provided must match the name given on line 1 to avoid backup withholding. For individuals, this is generally your social security number (SSN). However, for a resident alien, sole proprietor, or disregarded entity, see the Part I instructions on page 3. For other entities, it is your employer identification number (EIN). If you do not have a number, see *How to get a TIN* on page 3.

Note. If the account is in more than one name, see the instructions for line 1 and the chart on page 4 for guidelines on whose number to enter.

Social security number

Employer identification number

Part II Certification

Under penalties of perjury, I certify that:

- The number shown on this form is my correct taxpayer identification number (or I am waiting for a number to be issued to me); and
- I am not subject to backup withholding because: (a) I am exempt from backup withholding, or (b) I have not been notified by the Internal Revenue Service (IRS) that I am subject to backup withholding as a result of a failure to report all interest or dividends, or (c) the IRS has notified me that I am no longer subject to backup withholding; and
- I am a U.S. citizen or other U.S. person (defined below); and
- The FATCA code(s) entered on this form (if any) indicating that I am exempt from FATCA reporting is correct.

Certification instructions. You must cross out item 2 above if you have been notified by the IRS that you are currently subject to backup withholding because you have failed to report all interest and dividends on your tax return. For real estate transactions, item 2 does not apply. For mortgage interest paid, acquisition or abandonment of secured property, cancellation of debt, contributions to an individual retirement arrangement (IRA), and generally, payments other than interest and dividends, you are not required to sign the certification, but you must provide your correct TIN. See the instructions on page 3.

Sign Here Signature of U.S. person Date 7/9/18

General Instructions

Section references are to the Internal Revenue Code unless otherwise noted.

Future developments. Information about developments affecting Form W-9 (such as legislation enacted after we release it) is at www.irs.gov/fw9.

Purpose of Form

An individual or entity (Form W-9 requester) who is required to file an information return with the IRS must obtain your correct taxpayer identification number (TIN) which may be your social security number (SSN), individual taxpayer identification number (ITIN), adoption taxpayer identification number (ATIN), or employer identification number (EIN), to report on an information return the amount paid to you, or other amount reportable on an information return. Examples of information returns include, but are not limited to, the following:

- Form 1099-INT (interest earned or paid)
- Form 1099-DIV (dividends, including those from stocks or mutual funds)
- Form 1099-MISC (various types of income, prizes, awards, or gross proceeds)
- Form 1099-B (stock or mutual fund sales and certain other transactions by brokers)
- Form 1099-S (proceeds from real estate transactions)
- Form 1099-K (merchant card and third party network transactions)

- Form 1099-C (canceled debt)
- Form 1099-A (acquisition or abandonment of secured property)

Use Form W-9 only if you are a U.S. person (including a resident alien), to provide your correct TIN.

If you do not return Form W-9 to the requester with a TIN, you might be subject to backup withholding. See *What is backup withholding?* on page 2.

By signing the filled-out form, you:

- Certify that the TIN you are giving is correct (or you are waiting for a number to be issued),
- Certify that you are not subject to backup withholding, or
- Claim exemption from backup withholding if you are a U.S. exempt payee. If applicable, you are also certifying that as a U.S. person, your allocable share of any partnership income from a U.S. trade or business is not subject to the withholding tax on foreign partners' share of effectively connected income, and
- Certify that FATCA code(s) entered on this form (if any) indicating that you are exempt from the FATCA reporting, is correct. See *What is FATCA reporting?* on page 2 for further information.