

ERIC Database For Education Research Projects

Why should I use ERIC for my education research project?

Use ERIC (Educational Resources Information Center) to locate information written by professional educators. It is especially useful to locate professional or scholarly journal articles on your research topic. ERIC references all of the education journals published in the U.S. These references include abstracts (summaries) and sometimes the full-text of the article. ERIC is also an incredible resource for references to professional conference papers, government reports (at all levels), internal reports from educational institutions (unpublished), books, and teaching materials.

Where do I go to access ERIC?

The ERIC database is available through the Library's Web site at <http://www.cod.edu/library/resources/databases.htm>, or go to the "Article Databases" page and select ERIC from the list. The ERIC database is also available at "The Educators Reference Desk" Web site <http://www.eduref.org/> **NOTE:** You will need to pay for full-text articles if you use ERIC on the Web.

How can I quickly and easily find what I'm looking for in ERIC?

1. **Use professional terms.** These are found by looking up your research topic using the **Subjects** button to locate the "Preferred Subject Heading."
2. **Use the Advanced Search option.** You will have more searching options than you do with the "Basic Search" option.
3. **Limit by educational level.** Choose one of the terms below to find items that pertain to the educational level that you're interested in.


Elementary	Secondary Education	Elementary Education
Primary Education		Middle Schools
Junior High Schools		Secondary Education

















See the back side for ERIC Searching Steps and a search example.

ERIC Advanced Search

Searching Steps:

1. Click on **Advanced Search** button at the first screen you see after connecting to ERIC.
2. Find the correct educational term for your topic by clicking on the **Subjects** button. 
3. Look up your topic(s) in the **Find Preferred Subject Headings** list of educational terms.
4. Click on **Expand** to see still more terms. Pick the best one for your research topic.
5. Fill in the **Advanced Search** search form with your "Preferred Subject Headings" or correct educational terms.
6. Change **Keyword** to **Subject Phrase** for each of your search terms.
7. Change **Document Type** to **Journal** if you do not want to find ERIC documents (such as conference papers, reports, or teaching materials).

EXAMPLE

	<input type="button" value="Search"/>	<input type="button" value="Clear"/>	
Search in database:	ERIC 	 (Updated: 2004-07-20)	
Search for:	standardized tests	Subject Phrase 	
	and 	secondary education	Subject Phrase 
	and 		Keyword 
Limit to:	Year	<input type="text"/>	(format: YYYY-YYYY)
	Language	All 	
	Document Type	Journal (CJE) 	
Limit to:	<input type="checkbox"/>	 Full text 	
Limit availability to:	<input type="checkbox"/>	 Subscriptions held by my library (IBI, COLLEGE OF DU PAGE LIBR) 	
match any of the following	Library Code	<input type="text"/>	Find codes ...
Rank by:	No ranking 